

2025 Investors Conference

March 13th, 2025



FLYTECH

www.flytech.com

Agenda

- **Financial Highlights for 2024**
- **Operating Overview**
- **Outlook & Milestone**
- **Q & A**

Financial Highlights

24Q4 Brief Income Statement

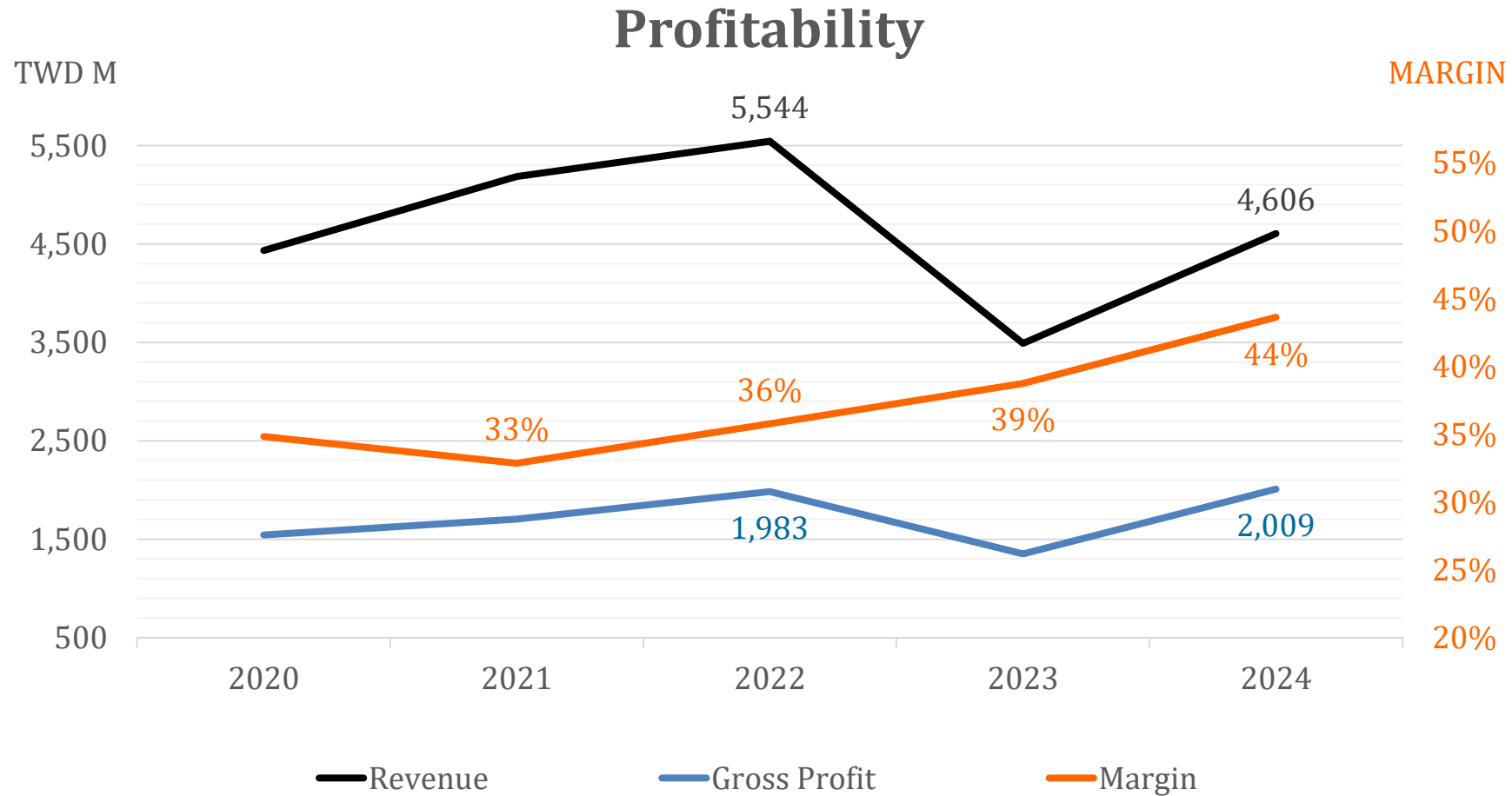
(NT\$ million)	2024 Q4		2024 Q3		QoQ
	Amount	%	Amount	%	%
Net Sales	1,289	100	1,097	100	18
COGS	(727)	(56)	(630)	(57)	15
Gross Profit	563	44	467	43	20
Operating Expense	(257)	(20)	(230)	(21)	11
Operating Profit	306	24	237	22	29
Profit Before Tax	363	28	229	21	59
Net income attribute to the owner of parent	312	24	190	17	64
EPS	2.18		1.33		

2024 Brief Income Statement

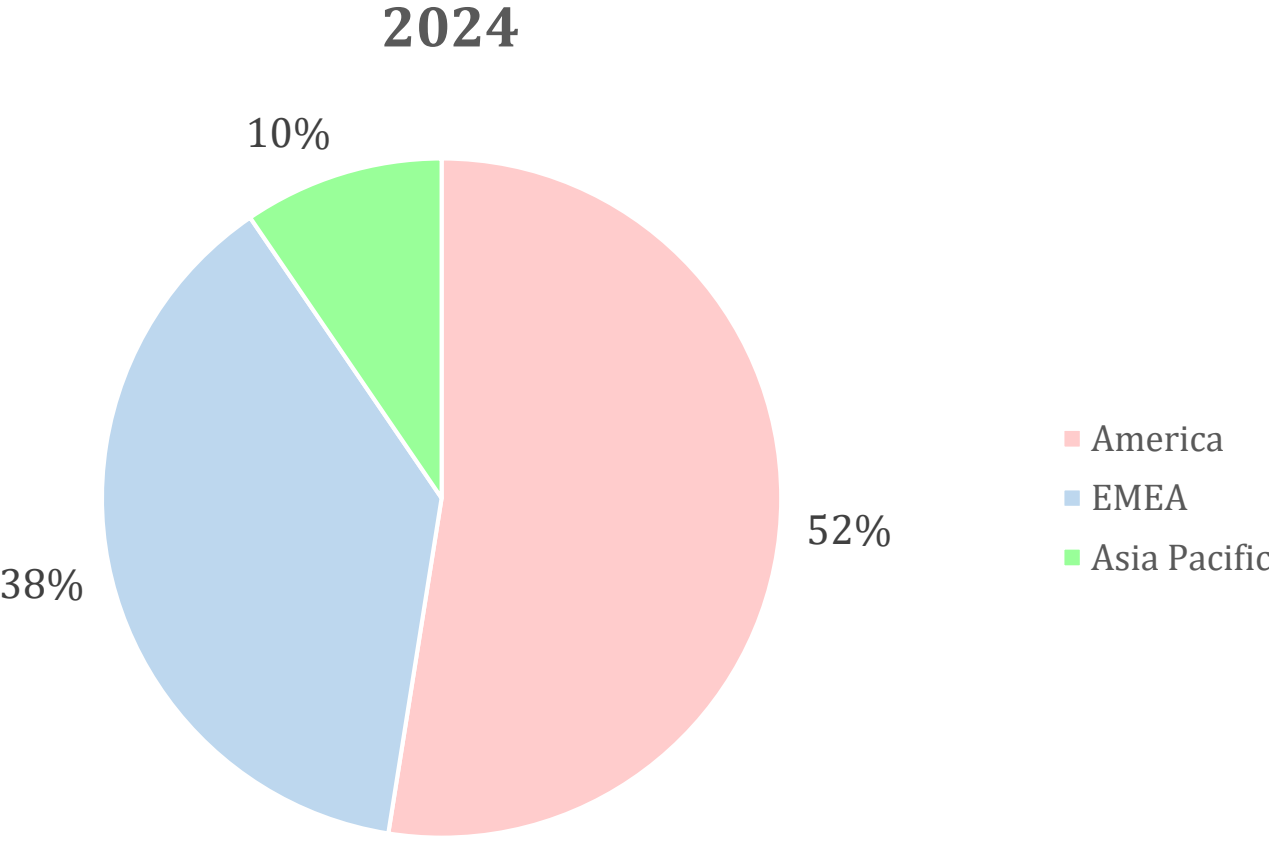
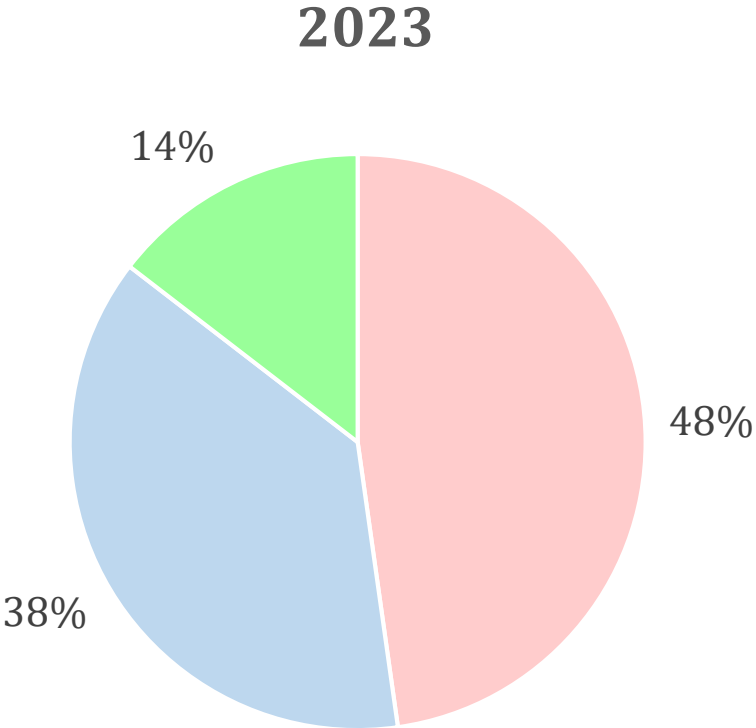
(NT\$ million)	2024		2023		YoY
	Amount	%	Amount	%	%
Net Sales	4,606	100	3,488	100	32
COGS	(2,597)	(56)	(2,137)	(61)	22
Gross Profit	2,009	44	1,351	39	49
Operating Expense	(937)	(21)	(792)	(23)	18
Operating Profit	1,072	23	559	16	92
Profit Before Tax	1,200	26	604	17	99
Net income attribute to the owner of parent	992	22	502	14	98
EPS	6.93		3.51		

Operating Overview

Performance



Revenue by Region



Outlook & Milestone

Outlook & Milestones

- Focus not only on hardware manufacture but also on smart solutions through software capabilities
- Apply AI technology to real business applications:
Berry AI for fast-food restaurants, Angible for retail self-checkout
- The gross profit broke the record high in 2024 (again, after 2022)

Q & A