

# 2022 Investors Conference

*September 7<sup>th</sup>, 2022*



**FLYTECH**

[www.flytech.com](http://www.flytech.com)

# Agenda

- ✓ **Financial Highlights for 2022 Q2**
- ✓ **Operating Overview**
- ✓ **Q & A**

# **Financial Highlights**

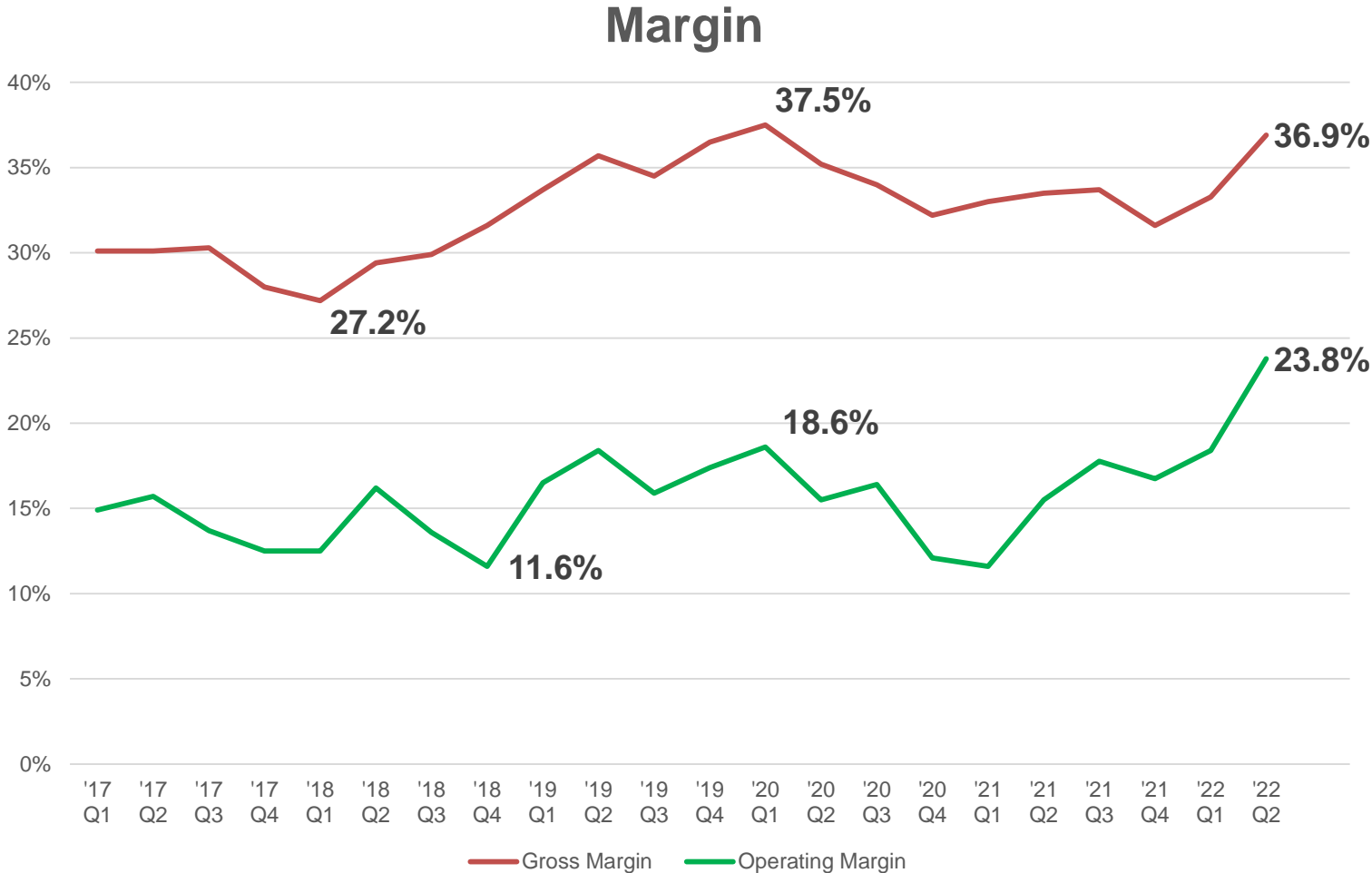
# 22Q2 QoQ Comparison

| (NT\$ million)                              | 2022 Q1 |     | 2022 Q2 |     | QoQ |
|---|---------|-----|---------|-----|-----|
|   | Amount  | %   | Amount  | %   | %   |
| Net Sales                                   | 1,514   | 100 | 1,643   | 100 | 9   |
| COGS  | 1,010   | 67  | 1,037   | 63  | 3   |
| Gross Profit                                | 504     | 33  | 607     | 37  | 20  |
| Operating Expense                           | 225     | 15  | 216     | 13  | -4  |
| Operating Profit                            | 278     | 18  | 391     | 24  | 40  |
| Profit Before Tax                           | 316     | 21  | 415     | 25  | 31  |
| Net income attribute to the owner of parent | 275     | 18  | 356     | 22  | 29  |
| EPS   | 1.92    |     | 2.49    |     |     |

# 22Q2 YoY Comparison

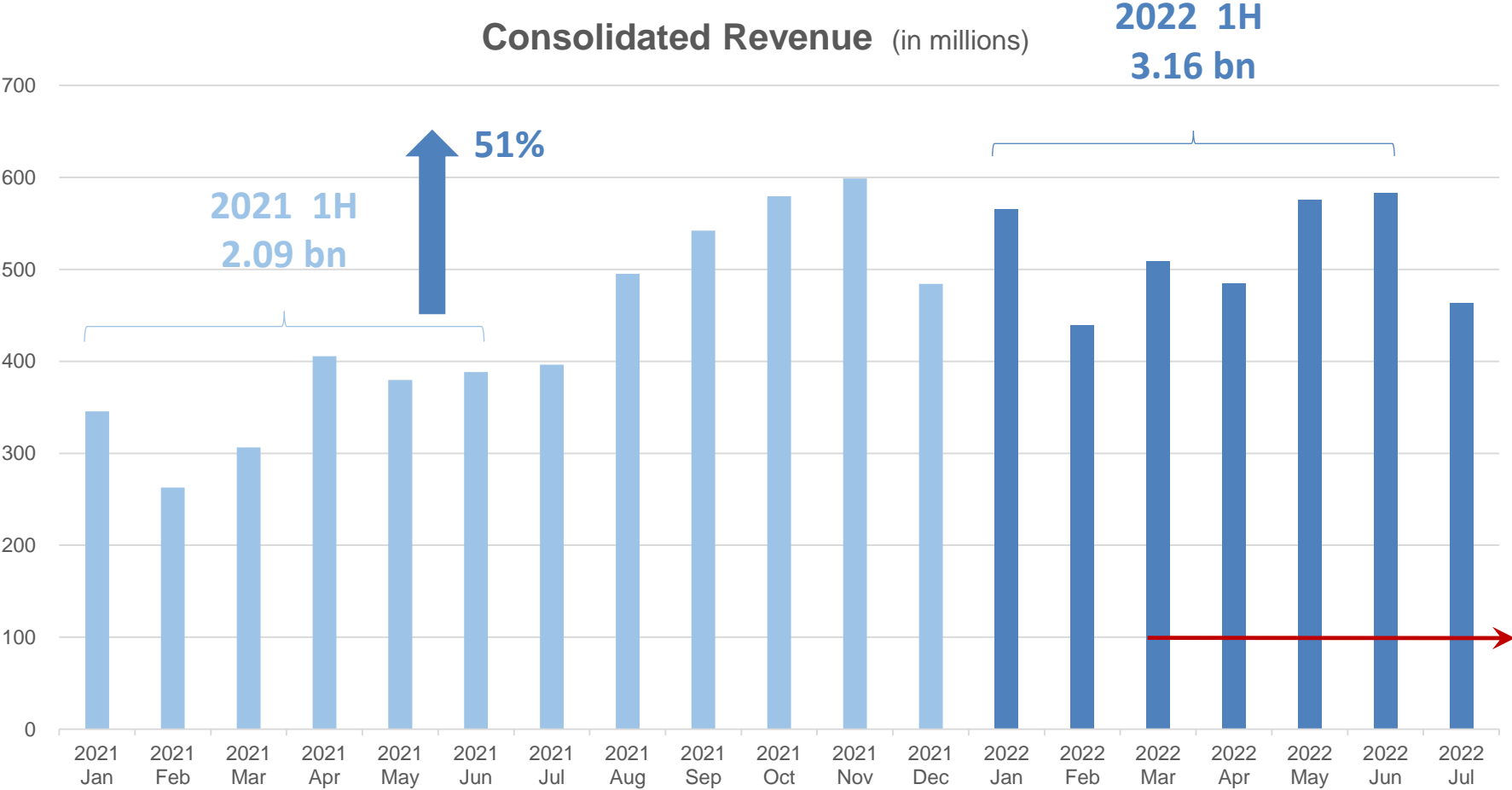
| (NT\$ million)                              | 2021 Q2 |     | 2022 Q2 |     | YoY |
|---|---------|-----|---------|-----|-----|
|   | Amount  | %   | Amount  | %   | %   |
| Net Sales                                   | 1,174   | 100 | 1,643   | 100 | 40  |
| COGS  | 781     | 67  | 1,037   | 63  | 33  |
| Gross Profit                                | 393     | 33  | 607     | 37  | 54  |
| Operating Expense                           | 210     | 18  | 216     | 13  | 3   |
| Operating Profit                            | 182     | 16  | 391     | 24  | 114 |
| Profit Before Tax                           | 182     | 15  | 415     | 25  | 128 |
| Net income attribute to the owner of parent | 151     | 13  | 356     | 22  | 136 |
| EPS   | 1.06    |     | 2.49    |     |     |

# Margin



# **Operating Overview**

# Monthly Revenue

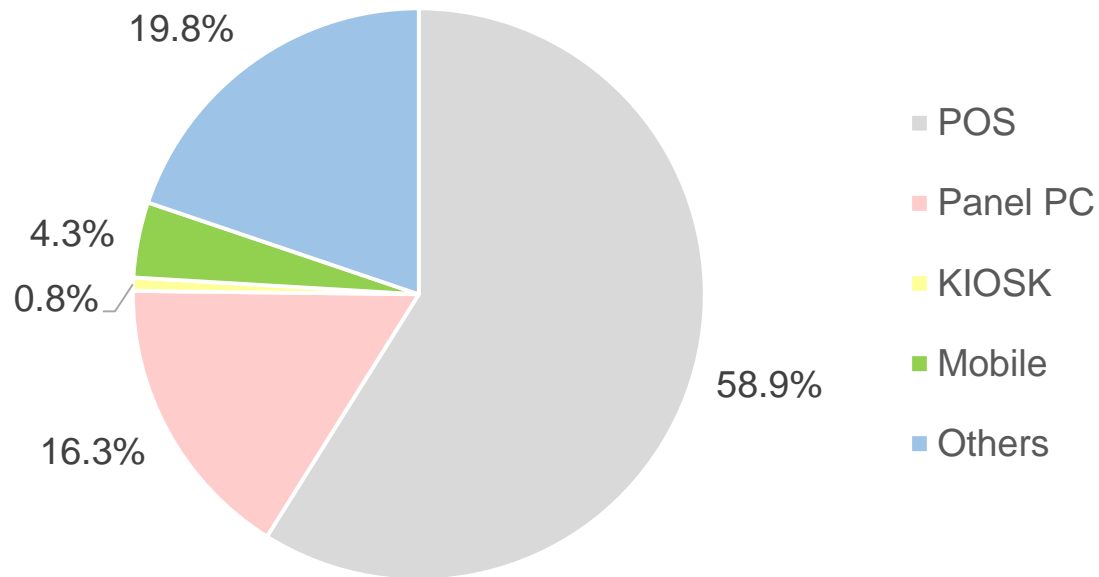


**Without Poindus  
since March**

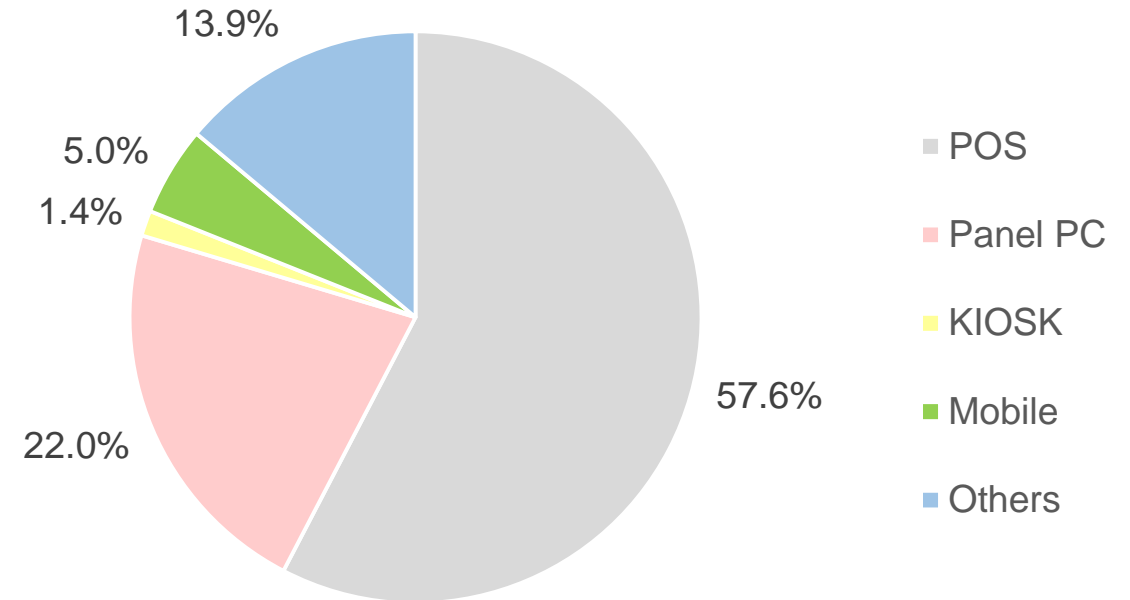


# Revenue by Product

## 2021 Consolidated Revenue



## 2022 Consolidated Revenue - YTQ2

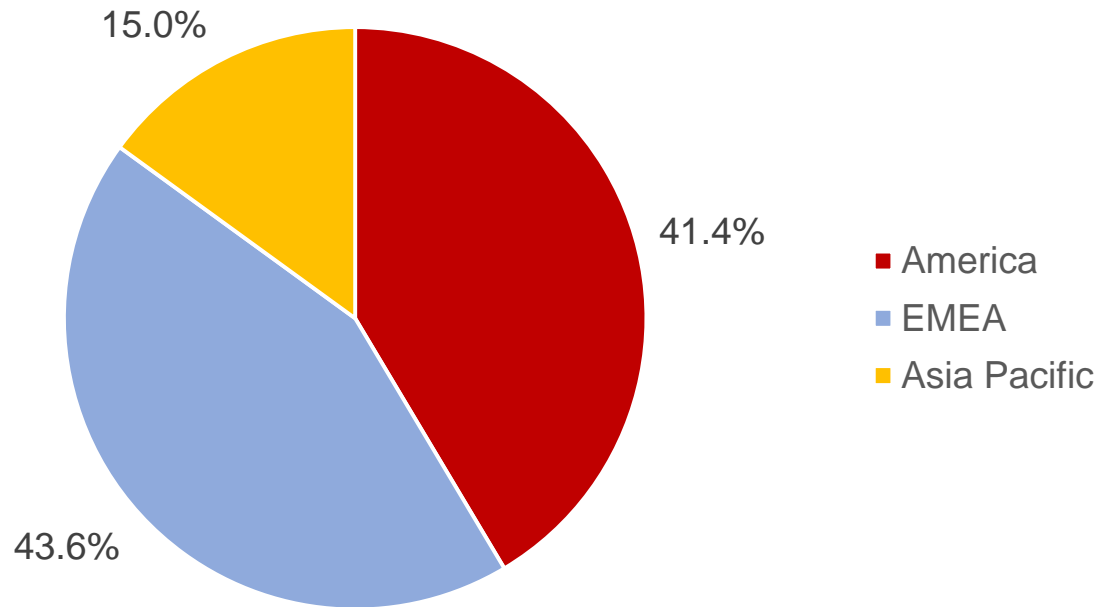


Note: Others include peripherals, components, RMA, NRE, etc.

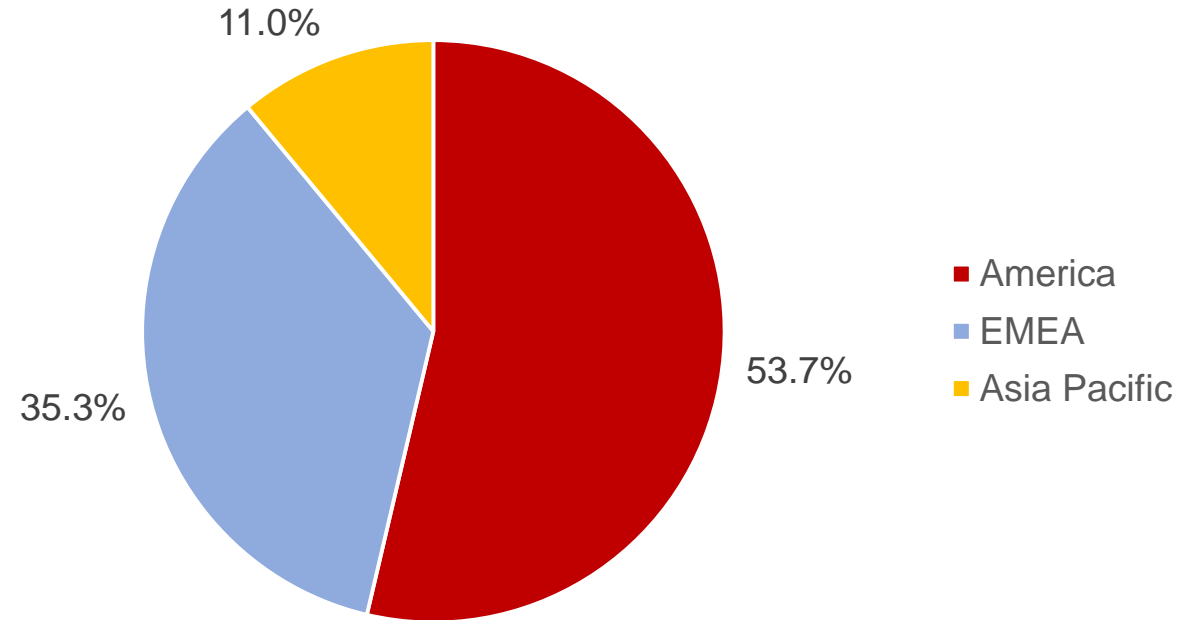


# Revenue by Region

## 2021 Consolidated Revenue



## 2022 Consolidated Revenue - YTQ2



# Q & A

# Thank You



***FLYTECH***

[www.flytech.com](http://www.flytech.com)